











Blackbaud University Curriculum for ResearchPoint™

To learn more about Blackbaud University's *Learn Basics* and *Learn More* training subscription tiers [click here](#). All *Learn Basics* online eLearning courses are included in your ResearchPoint software purchase and are available on-demand for all users.

To view a course description, register for a class, or launch the class, click a course title in the listing below. Courses are listed in each of the topic areas in the order they should be taken. Take the online eLearning *Basics* courses for introductory information, or rely on the instructor-led training for a more in-depth hands-on experience.




This curriculum includes opportunities to earn continuing education credits for [CFRE](#).

Alert: Customers who purchased a *Learn Everything* training subscription prior to 2018 still have access to the *Nonprofit Workshops* now listed on the **Organizational Best Practices** curriculum [datasheet](#).

Click course names to launch or register for a class		Learn Basics	Learn More
Fundamentals			
	ResearchPoint: Basics of ResearchPoint	●	●
	ResearchPoint: Basics of Prospect Research	●	●
	ResearchPoint: Fundamentals—Overview		●
	ResearchPoint: Fundamentals—Research		●
	ResearchPoint Fundamentals Exam 2018		●
Prospecting and Analytics			
	ResearchPoint: Data Management Tools		●
	ResearchPoint: Configuration and Prospecting Techniques		●
	ResearchPoint: Identifying Major and Planned Giving Prospects		●
	ResearchPoint: Understanding Wealth Data with Query		●
Administration			
	Integration: Basics of Raiser's Edge and ResearchPoint Integration	●	●



Note: Completion of the *Fundamentals* courses or a passing score on the **Fundamentals Exam** fulfills the prerequisites for all advanced courses.

-  Course Abstract
-  eLearning Course
-  Certification

Role-Based Training Paths

Use the **Training Paths** table below to help you determine which courses to take. The course topics are listed in recommended order, beginning with *Fundamentals*. Course titles within each topic are also listed in the recommended order. Each topic identifies one or more occupational roles for which training is recommended. To confirm which occupational roles match your job description, refer to the **Role Description** information that appears below the **Training Paths** table.

To view the courses associated to a training path topic, [return to p. 1](#) and locate the corresponding topic in the course listings table, in the green header bars.

Training Path	SYSTEM ROLE			
	Development Officer – View Only	Development Officer – Advanced Rights	Prospect Research	Prospect Research Manager
Fundamentals	✓	✓	✓	✓
Prospecting and Analytics			✓	
Administration				✓

Role Descriptions

Development Officer – View Only

- Search for and view prospect records
- Produce Prospect Research reports

Development Officer – Advanced Rights

- Must be added to the View Only rights
- Limited add and edit rights
- Individual and batch screening rights

Prospect Research

- Full research rights
- Add and edit records individually, through import, or batch
- Confirm and reject wealth results
- Manage research lists and Capacity formulas

Prospect Research Manager

- Add and manage users
- Configure code tables, global changes, attributes, and system settings
- Can be combined with Prospect Research to have unlimited rights in ResearchPoint